



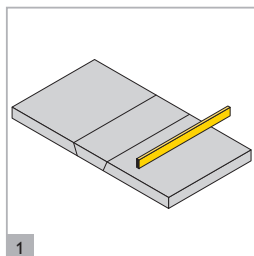
SECONDARY
HEATING

Magnum Firechest

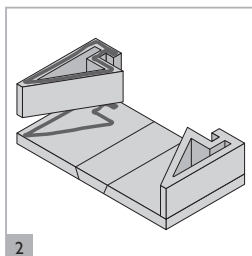
Installation instructions

SCHIEDEL

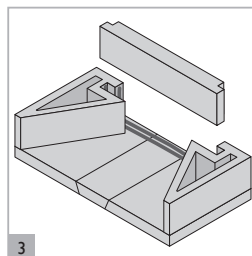
Assembly



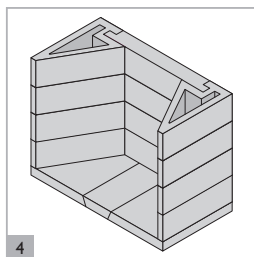
1
Bed base slabs onto a suitable foundation using mortar. Check it is plumb and level.



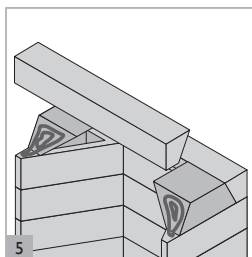
2
Mix the lip glue as per instructions on bag. Using the supplied application bag bed the first 2 side elements using lip glue beads as shown above.



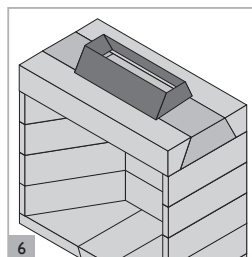
3
Bed the first back element using lip glue beads as shown above. Lip glue joints should be 2-3mm thick, wipe away any excess.



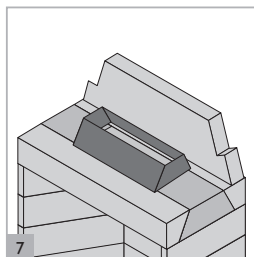
4
Bed the next 3 layers in the same way making sure all is plumb and level.



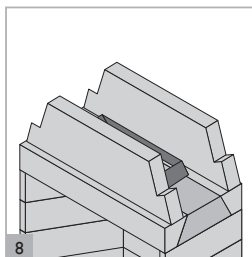
5
Bed the first layer of Gather as above using beads of lip glue. Check it is plumb and level.



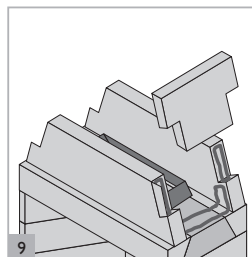
6
Fit the damper loose onto the gather elements. No mortar or lip glue is used to fit the damper.



7
Bed the next back section of the gather as above.

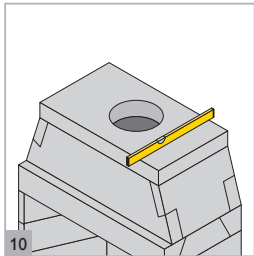


8
Bed the next front section of the gather as above.

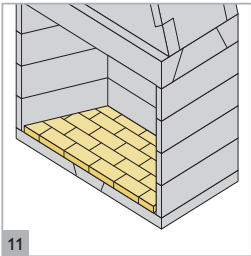


9
Bed the 2 side sections of the gather as above.

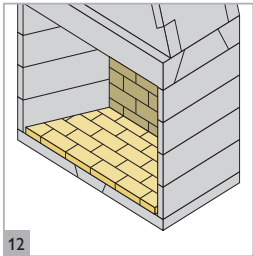
Assembly



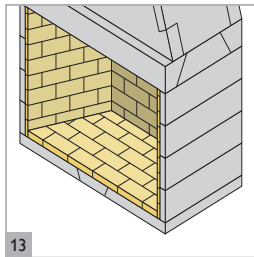
Bed on the top plate slab. Check all plumb and level, remove any excess glue.



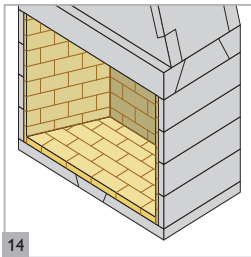
Cut 50mm thick fire-bricks and lay loose on the base. Glue the front row of bricks with fire-brick mortar as per the instructions on the bag.



Cut 50mm thick fire-bricks and glue to the back of firechest with fire-brick mortar.



Cut 25mm thick fire-bricks and glue to the sides of firechest with fire-brick mortar.



Point in the fire-bricks with the fire-brick mortar and wipe away excess.

The firechest requires 100mm thickness of brick or block work around each side and behind the back of the firechest to comply with building regulations. Combustion air is also required for correct function as per the table alongside.

Size of Firechest	Free Air (cm ²)	Free Air (mm ²)
500	200	20,000
950	248	24,800
1100	338	33,800
1200	385	38,500

We also have an outdoor version of the Magnum Firechest:
Our Garden Fireplace (get in touch for more details and pricing)



SCHIEDEL

Schiedel Chimney Systems
Crowther Estate
Washington
Tyne & Wear NE38 0AQ
Tel. +44 (0)191 416 1150

sales.uk@schiedel.com | www.schiedel.com/uk

A **stañdard**
INDUSTRIES COMPANY